



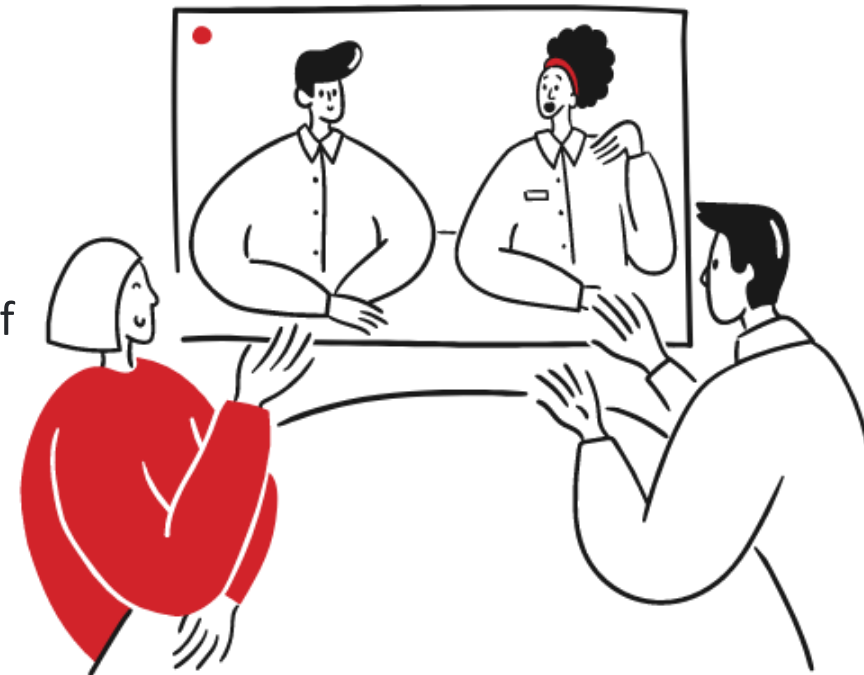
Leveraging DRVS to Improve Intimate Partner Violence Screening & Care Delivery

June 16th, 2025
12-1PM



Housekeeping

- Welcome!
- Let's get to know each other - Take a moment to introduce yourself in the chat!
- **Please change your name to your full First and Last Name**
- **Please add your Health Center/Organization Name next to your name!**



Portions of this initiative are supported by the Health Resources and Services Administration (HRSA) of the U.S. Department of Health and Human Services (HHS) as part of an award to CHCANYS' New York State Primary Care Association (NYS-PCA) totaling \$1,932,890. The contents are those of the author(s) and do not necessarily represent the official views of, nor an endorsement, by HRSA, HHS, or the U.S. Government. For more information, please visit [HRSA.gov](https://www.hrsa.gov)



azara
healthcare

COMMUNITY HEALTH CARE ASSOCIATION of New York State chcanys.org

Leveraging DRVS to Improve Intimate Partner Violence Screening & Care Delivery

June 16, 2025

Amelia Fox

Senior Clinical Improvement Specialist
Azara Healthcare, LLC

Leah Dafoulas, MPH

Director, Clinical Transformation
Azara Healthcare, LLC

Agenda



Intimate Partner Violence Overview

Review clinical intersections & comprehensive care needs



Explore New Measure

Discuss new IPV measure available within DRVS



Leveraging DRVS to Advance IPV Care

Identify, support, and track patients experiencing IPV and corresponding efforts



Q&A

Collaborate with colleagues and review outstanding questions



Important Note

Because domestic violence and intimate partner violence is common,
we assume that there are survivors among us.

Take care of yourself first. It is ok to step away from Zoom.

Respect patient and client confidentiality when asking questions or
sharing stories.

All voices are needed and welcome.

Source: Futures Without Violence, Building a Health Center Response to Intimate Partner Violence: Foundational Knowledge, Creating Partnerships and Utilizing Evidence-Based Strategies, May 9, 2025



Domestic Violence Hotline Survey | Access to Care

Post-interaction surveys commenced on March 29, 2021. More than 3,400 surveys were administered. For the period June 23 – August 1, 2021, **242** of The Hotline's anonymous users voluntarily participated in the focus survey.

53%

reported that a partner who chooses to abuse has also controlled and/or restricted healthcare access.

Barriers to accessing health care that impact survivors include:

- Finances
- Childcare
- Insurance
- Transportation


Source: <https://www.thehotline.org/get-help/healthcare-and-abuse/>



Intimate Partner Violence & Health Outcomes



Women who disclose abuse have higher rates of low birth weight and premature babies.



Women who disclose abuse are 3x more likely to have an STI.



IPV is highly correlated with behavioral health conditions like anxiety, depression, PTSD, substance dependency, etc.



Consider IPV as a differential diagnosis for clinical conditions.

IPV & Substance Use Coercion

Substance use is another way abusive partners exert power & control. In a study of people calling the National Domestic Violence Hotline (N=3,380), callers reported:

27%

Were **pressured or forced** to use alcohol or other drugs

60%

Experienced threats to report alcohol or other drug use to someone in authority to keep them from getting what they wanted or needed

Source: <https://www.thehotline.org/get-help/healthcare-and-abuse/>

HRSA National Initiative

Development Area NTTAPs: Intimate Partner Violence & Human Trafficking Prevention

In 2025, HRSA awarded supplemental funding to states to deliver enhanced training and technical assistance to health centers with the goal of increasing health care access and improving safety for people who have experienced or are at-risk for intimate partner violence. This work aims to enhance health center capacity to promote the prevention of IPV, strengthen infrastructure and workforce capacity to provide prevention and response services, and enhance coordination with community partners.

Source: <https://bphc.hrsa.gov/sites/default/files/bphc/funding/nttap-ncc-instructions.pdf>

**Do you currently screen for
intimate partner violence?**



Are you providing IPV interventions?

How / where do you document them?



What successes and challenges have you experienced when it comes to screening & addressing intimate partner violence?



Leveraging DRVS to Advance IPV Care

Harness data within DRVS to:



Ensure IPV **screenings** are taking place for **key patient populations**



Consider **comprehensive care needs** for patients experiencing IPV



Address **upstream barriers** that limit access to care



Quantify **impact of interventions** on health outcome trajectory



Today's Overview

- 1 Introduce new IPV screening & intervention measure
- 2 Discuss considerations for mapping & data quality
- 3 Explore functionality in DRVS that can support you in:
 - Comprehensively managing care for patients experiencing IPV
 - Evaluating the impact of your efforts on screenings rates and health outcomes



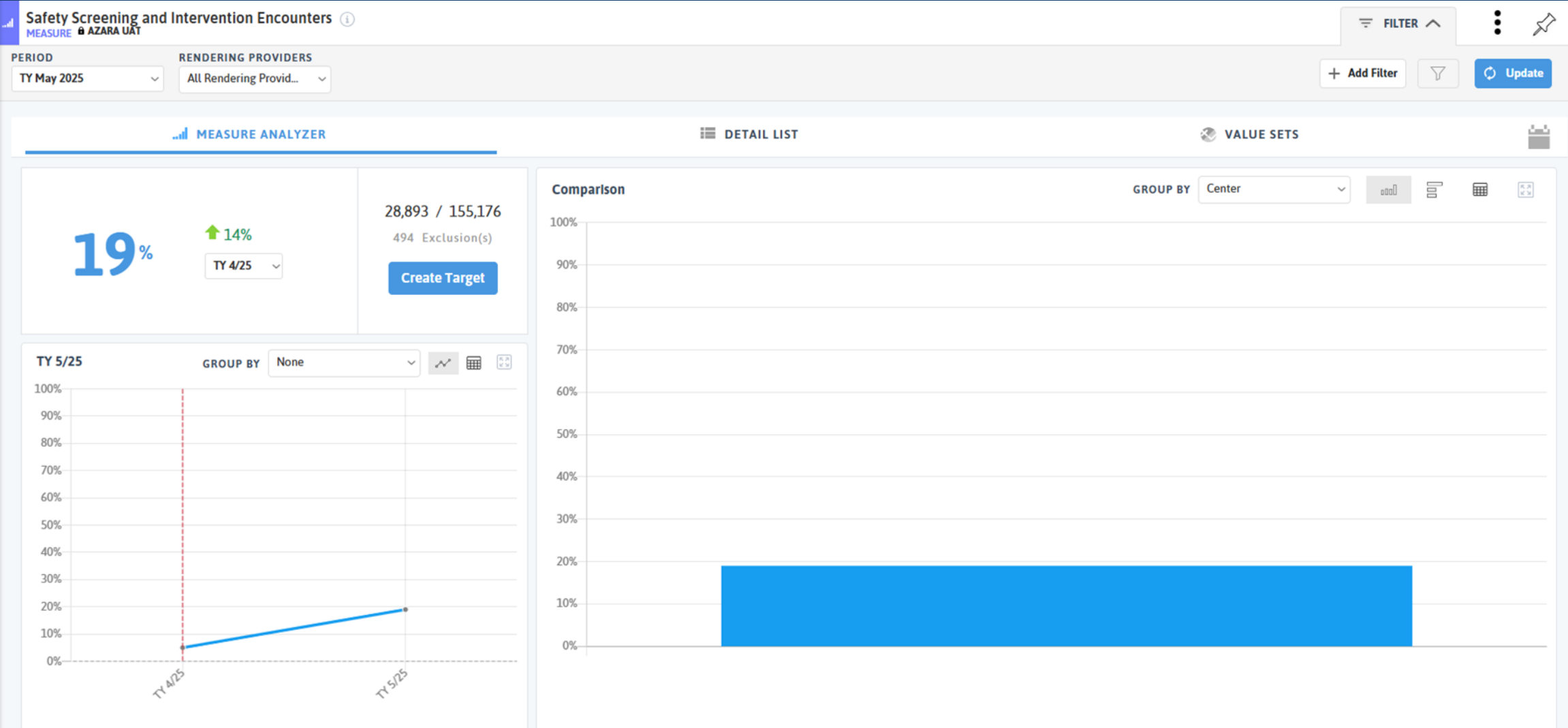


Screening & Intervention for IPV

Introducing the new DRVS measure



Introducing *Safety Screening & Intervention Encounters Measure*



Measure Breakdown

Measure Definition

Encounters in the measurement period that included documentation of a screening asking the patients about feelings of safety or the experience of domestic violence, and if a response indicates a lack of safety that an intervention or resource has been provided.

What's included in the numerator?

Patients who received a safety screen and either didn't screen positive, OR patients who screened positive and received a corresponding intervention.

What's included in the denominator?

Encounters with any patient of any age in the filtered period. This measure is looking at any patient interaction, not just a qualifying encounter.



What is included in a “Safety” evaluation?

Domestic Violence PRAPARE Mapping Observation

- "How often does anyone, including family and friends, physically hurt you, talk down to you, threaten you with harm, scream or curse at you?"
- "In the past year, has the patient been afraid of her/his partner or ex-partner?"

Safety PRAPARE Mapping Observation

- "Do you feel physically and emotionally safe where the you currently live?"



What qualifies as an encounter? Intervention?

Capturing Screenings

Structured Clinical Data

- Positive trigger for **Safety** or **Domestic Violence** via social needs screener

ICD-10:

Z62.89

Z63.0

Z91.41

Z91.410

Z91.411

Z91.412

Z91.419

Z60.5

Capturing Interventions

Structured Clinical Data

- EHR record of documentation of an intervention or safety plan

Referrals

- Adult or Child Protective Services
- Safe Haven Program
- Domestic or intimate partner service / hotline

HCPCS

G0019, G0022, G0023, G0024, G0511

Measure Specifications | Details of Note



If a patient screens positive for IPV and the provider places a referral during the encounter to a CHW for follow-up, will that encounter count as compliant for the measure?

Answer: Yes! As long as the referral to the CHW is specified as an “IPV follow-up”.



Discerning Lack of Screening vs. Lack of Intervention

The screenshot displays the MEASURE ANALYZER interface. At the top, the title is "Safety Screening and Intervention Encounters". Below the title, there are filters for "PERIOD" (set to "TY May 2025") and "RENDERING PROVIDERS" (set to "All Rendering Provid..."). A blue callout bubble points to the "Gaps" tab in the "SAFETY SCREENING ENCOUNTER" section, with the text "Select the Gap in the Detail List". Another blue callout bubble points to the "No Date" dropdown menu in the "DATE" column, with the text "Identify patients who are in the gap because they haven't been screened...". The table shows patient data with columns for "DEMOGRAPHICS", "SAFETY SCREENING ENCOUNTER", and "SAFETY INTERVENTION ENCOUNTER". The "SAFETY SCREENING ENCOUNTER" section has a "DATE" column with a dropdown menu showing "No Date" and a "Clear" button. The "SAFETY INTERVENTION ENCOUNTER" section has columns for "DATE", "TYPE", and "CODE". The table lists four patients: Hamolik, Deloras (ID 1103255), Hamolik, Deloras (ID 1103255), Nyholm, Dustin (ID 1103239), and Nyholm, Dustin (ID 1103239). The first two rows have "N" in the "DATE" column, while the last two rows have "8/19/2024" in the "DATE" column, "Documentation" in the "TYPE" column, and "Safety Intervention" in the "CODE" column. The bottom of the screen shows "1 to 7 of 2,028" and "Page 1 of 290".

Safety Screening and Intervention Encounters

MEASURE ANALYZER

PERIOD: TY May 2025

RENDERING PROVIDERS: All Rendering Provid...

Filter: FILTER

+ Add Filter

Update

Search Patients ...

All Gaps Num Excl

SAVED COLUMNS

DEMOGRAPHICS >

SAFETY SCREENING ENCOUNTER

DATE No Date CODE

Clear

SAFETY INTERVENTION ENCOUNTER

DATE TYPE CODE

Hamolik, Deloras	1103255	N				
Hamolik, Deloras	1103255	N				
Nyholm, Dustin	1103239	N				
Nyholm, Dustin	1103239	N	8/19/2024	Documentation	Safety Intervention	

1 to 7 of 2,028

Page 1 of 290

Discerning Lack of Screening vs. Lack of Intervention

Safety Screening and Intervention Encounters

MEASURE

PERIOD
TY May 2025

RENDERING PROVIDERS
All Rendering Provid...

FILTER

Update

MEASURE ANALYZER

DETAIL LIST

Search Patients ...

AllGapsNumExcl

SAVED COLUMNS

DEMOGRAPHICS >		SAFETY SCREENING ENCOUNTER						SAFETY INTERVENTION ENCOUNTER	
NAME	MRN	...	EXCLUSI...	DATE	TYPE	RESULT	CODE	DATE	
Nyholm, Dustin	1103239		N	8/14/2024	Screening	Positive	Safety PRAPARE		
Wilke, Pura	1103768		N	9/16/2024	Screening	Positive	Safety PRAPARE		
Marsden, Dante	1101154		N	12/2/2024	Screening	Positive	Safety PRAPARE		
Fulkerson, Joy	1101196		N	7/10/2024	Screening	Positive	Safety PRAPARE		
Rosenbloom, Bo	1103482		N	8/14/2024	Screening	Positive	Domestic Violence OCHIN		
Lemings, Ethan	1103499		N	1/15/2025	Screening	Positive	Domestic Violence OCHIN		
Masiello, Sol	1103518		N	12/21/2024	Screening	Positive	Safety PRAPARE		

No Date

Clear

1 to 7 of 175

Page 1 of 25

...vs. patients who are in the gap because they screened positive, but didn't receive a corresponding intervention



Data Hygiene & Mapping

Mapping Your IPV Measure in DRVS



Mapping Screenings

To power the safety and intervention encounter measure, you will need to ensure your social need screening elements are mapped. Specifically...

Mapping Administration

MAPPING CATEGORY

Structured Clinical Data

CENTER

TIME PERIOD

Last Year

Mapping Summary

Mapped DRVS Values86

DRVS Values with 0 Count481

	MAPPED DRVS VALUE	DISTINCT COUNT
	Domestic Violence PRAPARE	6
	Safety PRAPARE	2

Columns

EHR Mapping Details

Domestic Violence PRAPARE6

All187

MAPPED DRVS VALUE	COUNT	SOURCE EHR TEXT
Domestic Violence PRAPARE	25,958	PRAPARE: In the past year, have you been afraid of your partner or ex-partner?
Domestic Violence PRAPARE	9,830	DNU-PRAPARE: In the past year, have you been afraid of your partner or ex-par
Domestic Violence PRAPARE	93	StructSocialHistory * * INTERPERSONAL SAFETY: How often does anyone, in
Domestic Violence PRAPARE	93	StructSocialHistory * * INTERPERSONAL SAFETY: How often does anyone, in
Domestic Violence PRAPARE	93	StructSocialHistory * * INTERPERSONAL SAFETY: How often does anyone, in
Domestic Violence PRAPARE	93	StructSocialHistory * * INTERPERSONAL SAFETY: How often does anyone, in

Columns

Mapping Summary

Mapped DRVS Values86

DRVS Values with 0 Count481

	MAPPED DRVS VALUE	DISTINCT COUNT
	Domestic Violence OCHIN	0

Column

EHR Mapping Details

All187

MAPPED DRVS VALUE	COUNT	SOURCE EHR TEXT
-------------------	-------	-----------------

Column

Overall Screening Mappings

To validate your mappings beyond your safety items, visit **Structured Clinical Data** and map the observations associated with your screener.

PRAPARE Screener Mappings		AHC's HRSN Screener Mappings	
Screening Domain	DRVS Mapping Observation	Screening Domain	DRVS Mapping Observation
Family & Home	Housing Status PRAPARE Housing PRAPARE	Living Situation	Housing Status PRAPARE Housing Conditions OCHIN
Money & Resources	Education PRAPARE Employment PRAPARE Material Security – Child Care PRAPARE Material Security – Clothing PRAPARE Material Security – Food PRAPARE Material Security – Medicine/Medical Care PRAPARE Material Security – Phone PRAPARE Material Security – Utilities PRAPARE Transportation – Medical PRAPARE Transportation – Non-Medical PRAPARE	Food	Food Worry OCHIN Food Insufficient OCHIN
Social & Emotional Health	Social Integration PRAPARE Stress PRAPARE	Transportation	Transportation Medical PRAPARE
Optional Additional Questions	Incarceration PRAPARE Safety PRAPARE Domestic Violence PRAPARE	Utilities	Material Security - Utilities PRAPARE
Other	Questionnaire Completed PRAPARE	Safety	Domestic Violence PRAPARE
		Other	Questionnaire Completed PRAPARE

Mapping Interventions

To capture interventions provided to patients who screen positive for intimate partner violence, you must ensure you have your interventions and referrals mapped within DRVS. Visit Structured Clinical Data & Provider Order Type sections of the Mapping Administration.

Mapping Administration

MAPPING CATEGORY
Structured Clinical Data

CENTER

TIME PERIOD
Last Year

Mapping Summary

Mapped DRVS Values 86

DRVS Values with 0 Count 481

	MAPPED DRVS VALUE	DISTINCT COUNT	
	Domestic Violence Intervention	0	Columns
	Safety Intervention	0	
	Safety Plan	0	

Mapping Administration

MAPPING CATEGORY
Provider Order Type

CENTER

TIME PERIOD
Last Year

Mapping Summary

Mapped DRVS Values 52

DRVS Values with 0 Count 54

	MAPPED DRVS VALUE	DISTINCT COUNT	
	Adult Protective Services	0	Columns
	Child Protective Services	0	
	Domestic Violence Service	0	
	Intimate Partner Violence Service	0	
	National Domestic Violence Hotline	0	
	Safe Haven Program	0	

**** Place a support ticket** to pull these values into DRVS from your EHR.

Overall Intervention Mappings

To validate your social care interventions beyond your safety intervention mappings, visit **Structured Clinical Data** and map the following observations:

Intervention Domain	DRVS Mapping Observation
Food	Food Insecurity Intervention
Housing	Homelessness Intervention Housing Intervention Inadequate Housing Intervention
Transportation	Transportation Intervention
Safety	Domestic Violence Intervention Safety Intervention Safety Plan





Manage & Track

Leveraging DRVS Functionality to Advance IPV Care



Supporting Patients Experiencing IPV

Leverage data and functionality within DRVS to identify patients experiencing IPV, support their comprehensive care needs, improve screening rates, and achieve better health outcomes.



Manage

comprehensive care needs

- Registries



Track

impact of screening & interventions

- Measures
- Custom Dashboard
- Care Effectiveness Reports
- Cohorts
- Filters



Manage Comprehensive Care Needs for Patients Experiencing IPV

Leveraging Registries



What kinds of factors / care needs would you want to track for patients experiencing IPV?



IPV Barriers to Care | Custom Registry

Consider building a custom registry to monitor barriers to care being experienced by patients facing intimate partner violence

IPV Access to Care (AF Test) REGISTRY

VISIT DATE RANGE

05/28/2025-06/04/2025

RENDERING PROVIDERS

All Rendering Provid...

No Match

FILTER

Add Filter

Update

REGISTRY

VALUE SETS

Search Patients ...

SAVED COLUMNS

DOMESTIC VIOLENCE	DEMOGRAPHICS	INSURANCE	SDOH
DV REPOSE		PRIMARY PAYER	TRIGGERS
Y		United Healthcare Comm PNM	HOUSING FPL<200% FOOD MED/CA
Y		and Medicaid	UnitedHealthcare Medicare Solutions
Y		United Healthcare Comm PNM	HOUSING FPL<200% PHONE CLOTH
Y		Molina Healthcare of Ohio PNM	FPL<200% FOOD PHONE TRANSP
Y		United Medical Resources	FPL<200% VIOLENCE STRESS
Y		and Medicaid	United Healthcare Dual Complete
Y		AnthemMedicare	FPL<200% VIOLENCE EDU

1 to 7 of 22

Page 1 of 4

DOMESTIC VIOLENCE

Search...

☐ (Blanks)

☐ I choose not to answer this question

☐ I have not had a partner in the past y

☐ N

☐ Unsure

☒ Y

Add a Domestic Violence RDE to identify patients who screened positive for IPV

IPV Barriers to Care | Custom Registry

IPV Access to Care (AF Test) REGISTRY							FILTER			
VISIT DATE RANGE		RENDERING PROVIDERS		PERIOD TENSE				+ Add Filter		Update
05/28/2025-06/04/2025		All Rendering Provid...		No Match						
REGISTRY										
Search Patients ...							Reset Columns		SAVED COLUMNS	
DOMESTIC VIOLENCE							INSURANCE			
DV REPOSE	SEX AT BIRTH	RACE	ETHNICITY	LANGU...	VETERAN STATUS	REFU...	AGE	FINANCIAL CLASS	PRIMARY PAYER	
Y	F	White	Not Hispanic, Latino/a, or Sp...	English	No	No	38	Medicaid	United Healthcare Comr	
Y	F	White	Not Hispanic, Latino/a, or Sp...	English	No	No	72	Dual Eligible Medicare and Medicaid	UnitedHealthcare Medic	
Y	F	White	Not Hispanic, Latino/a, or Sp...	English	No	No	55	Medicaid	United Healthcare Comr	
Y	F	White	Not Hispanic, Latino/a, or Sp...	English	No	No	43	Medicaid	Molina Healthcare of Of	
Y	F	White	Hispanic, Latino/a, or Spanis...	English	No	No	28	Private Insurance	United Medical Resource	
Y	F	White	Not Hispanic, Latino/a, or Sp...	English	No	No	26	Dual Eligible Medicare and Medicaid	United Healthcare Dual	
Y	F	White	Not Hispanic, Latino/a, or Sp...	English	No	No	83	Medicare	AnthemMedicare	
1 to 7 of 22										
Page 1 of 4										

Consider other patient demographics such as age, veteran status, insurance coverage, etc.

IPV Barriers to Care | Custom Registry

IPV Access to Care (AF Test) REGISTRY

VISIT DATE RANGE

05/28/2025-06/04/2025

RENDERING PROVIDERS

All Rendering Provid...

PERIOD TENSE

No Match

FILTER

+ Add Filter

Update

Understand high-level social care needs at play

Knowing insurance coverage and income are barriers to health care, identify patients experiencing IPV who are below the FPL

TRIGGERS	TALLY	RANGE	FPL	MATERIAL SECURITY
HOUSING FPL<200% FOOD MED/CARE CLOTHING TRANSPORT-MED TRANSPORT-NONMED ISOLATION SAFETY VIOLENCE STRESS	11	100% and below		Y
FPL<200% FOOD VIOLENCE	3	101 - 150%		
HOUSING FPL<200% PHONE CLOTHING VIOLENCE STRESS	6	100% and below		N
FPL<200% FOOD PHONE TRANSPORT-MED VIOLENCE STRESS EMPLOYMENT	7	100% and below		
FPL<200% VIOLENCE STRESS	3	101 - 150%		N
FPL<200% VIOLENCE STRESS	3	100% and below		N
FPL<200% VIOLENCE EDU	3	101 - 150%		N

Search...

(Select All)

(Blanks)

100% and below

101 - 150%

151 - 200%

Over 200%

1 to 7 of 22

Page 1 of 4

IPV Barriers to Care | Custom Registry

IPV Access to Care (AF Test)
REGISTRY

FILTER

VISIT DATE RANGE

05/28/2025-06/04/2025

RENDERING PROVIDERS

All Rendering Provid...

PERIOD TENSE

No Match

+ Add Filter

Update

REGISTRY

Search Patients ...

Identify other barriers to health care, including child care and transportation. Identify patients who have screened positive for barriers and haven't received a corresponding intervention.

	MATERIAL SECURITY			SDOH TRANSPORTATION INTERVENTION		
	CHILD CARE	MEDICINE MEDICAL CARE INSECURITY	TRANSPORTATION TRIGGER	DATE	CODE	SOCIAL INTEGRATION TRIGGER
58.00		Y	Y	5/5/2025	Transportation Intervention	Y
110.00			N			N
66.00		N	N			
70.00			Y			
122.00		N	N			N
8.00		N	N			
132.00		N	N			

1 to 7 of 22

Page 1 of 4

IPV & Comprehensive Care | Custom Registry

Consider building a registry to monitor the comprehensive care needs of patients experiencing IPV

Monitor STIs...

Add a Domestic Violence RDE to identify patients who screened positive for IPV

IPV Comprehensive Care (AF Test) REGISTRY

VISIT DATE RANGE01/01/2025-05/29/2025

RENDERING PROVIDERSAll Rendering Provid...

PERIOD TENSENo Match

+ Add Filter

Update

REGISTRY

Search Patients ...

Reset Columns

SAVED COLUMNS

DOMESTIC VIOLENCE DV	PREGNANCY			GONORRHEA SCREEN		CHLAMYDIA SCREEN		SYPHILIS SCREEN		PAP
	EDC	DATE	RESULT	DATE	CODE	RESULT	DATE	RESULT	DATE	
Y		6/19/2024	negative	6/19/2024	45095-7	negative	1/30/2025	Negative		
Y										
Y										
Y							9/28/2018	Negative	8/22/2017	
Y									2/19/2019	
Y				2/26/2025	45095-7	negative			6/4/2024	
Y										

1 to 7 of 161

<

>

Page 1 of 23

Consider building a registry to monitor the comprehensive care needs of patients experiencing IPV

Monitor STIs...

Add a Domestic Violence RDE to identify patients who screened positive for IPV

IPV & Comprehensive Care | Custom Registry

IPV Comprehensive Care (AF Test)
REGISTRY

FILTER

VISIT DATE RANGE

01/01/2025-05/22/2025

RENDERING PROVIDERS

All Rendering Provid...

PERIOD TENSE

No Match

+ Add Filter

Update

Monitor HIV screening & diagnoses...

...substance use and BH diagnoses

Search Patients

SAVED COLUMNS

1 to 6 of 178

Page 1 of 30

Demo Data

IPV & Comprehensive Care | Custom Registry

IPV Comprehensive Care (AF Test)
REGISTRY

FILTER

...

📌

VISIT DATE RANGE

01/01/2025-05/22/2025

RENDERING PROVIDERS

All Rendering Provid...

PERIOD TENSE

No Match

+ Add Filter

🔍

Update

REGISTRY

Search Patients ...

SAVED COLUMNS

...

PHQ-9 RESULT		ANXIETY DX			GAD-7		CONTRACEPTIVE COUNSELING			CONTRACEPTIVE MED	
DATE	VALUE	DATE	CODE	DETAIL	DATE	SCORE	DATE	CODE	DONE	START DATE	STOP DATE
6/6/2024	15	2/28/2024	F41.1	Generalized anxiety disorder	6/6/2024	14					
2/6/2025	17	10/18/2022	F41.1	Generalized anxiety disorder	2/6/2025	14					
11/14/2024	11				11/14/2024	10	12/26/2024	Z30.019	Y	11/14/2024	4/17/2025
6/24/2024	8	3/9/2016	F41.9	Anxiety disorder, unspecified	6/24/2024	7					
2/5/2025	0	6/15/2020	F41.8	Other specified anxiety disorders							

1 to 6 of 178

Page 1 of 30

...contraceptive counseling & medications

IPV & Comprehensive Care | Custom Registry

IPV Comprehensive Care (AF Test) REGISTRY

VISIT DATE RANGE

01/01/2025-05/22/2025

RENDERING PROVIDERS

All Rendering Provid...

PERIOD TENSE

No Match

FILTER

+ Add Filter

Update

...as well as any ED/IP utilizations

VALUE SETS

Search Patient

SAVED COLUMNS

ED EPISODE DC					ED EPISODE ADMIT					IP EPISODE ADMIT					IP EPISODE DC				
DATE	DISPO	LOCATION	READMIT	LAST 6 MTHS	DATE	LOCATION	READMIT	PAST 6 MTHS	DISPO	DATE	DATE	LOCATION	READMIT	PAST 6 MTHS	DISPO	DATE	DATE	LOCATION	READMIT
3/10/2025	HOM		0	2	5/8/2025		1	1	SNF	May 12									
9/5/2024	HOM		0	0	6/2/2024		1	0	HOM	Jun 22									
2/25/2025	LWT		0	1															
4/7/2025	NULL		0	3	4/7/2025		1	3	HHS	Apr 92									

1 to 6 of 178

Page 1 of 30

Demo Data



Evaluate the Impact of Efforts on Screening Rates & Health Outcomes

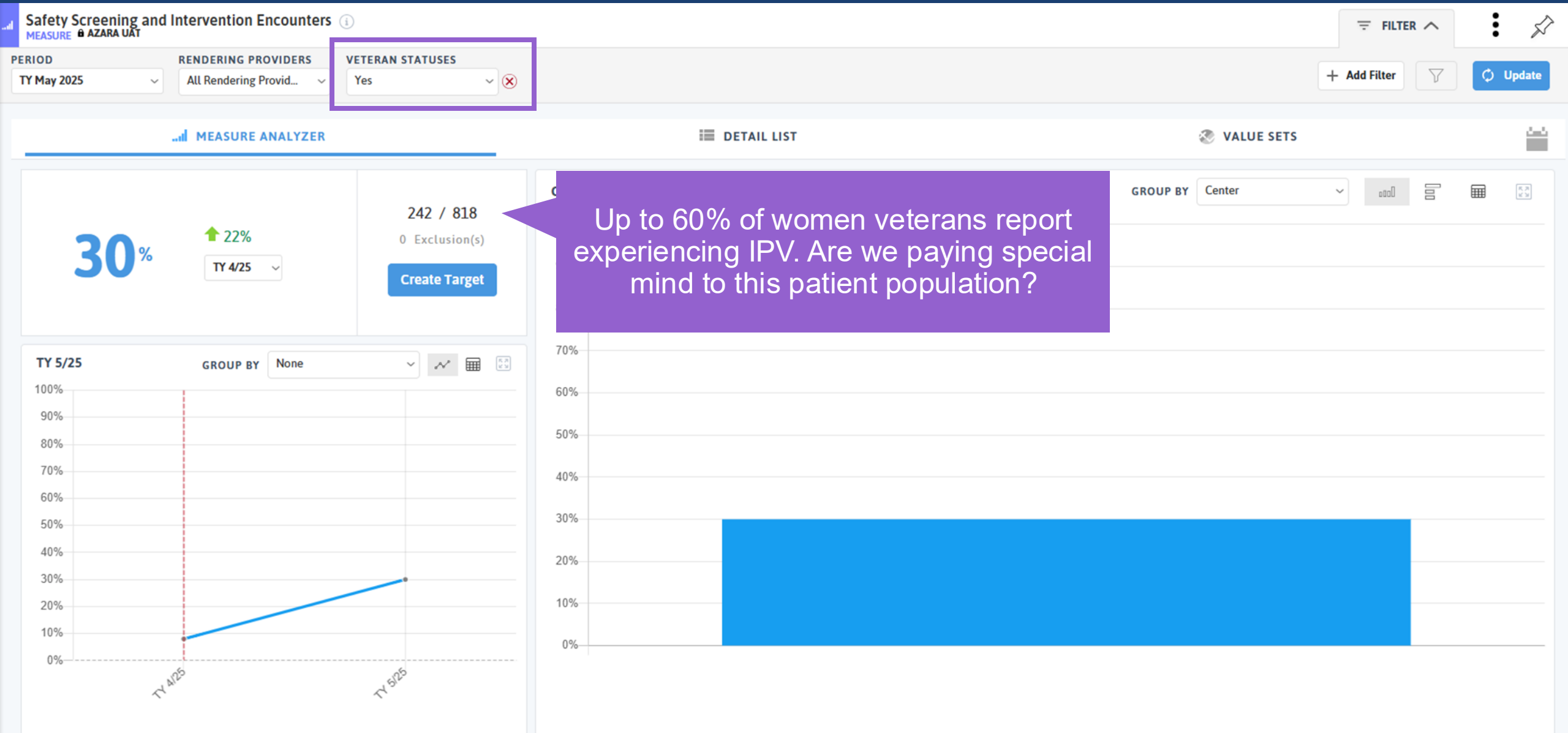
Leveraging Measures, Dashboards, Cohorts, and Care Effectiveness Reports



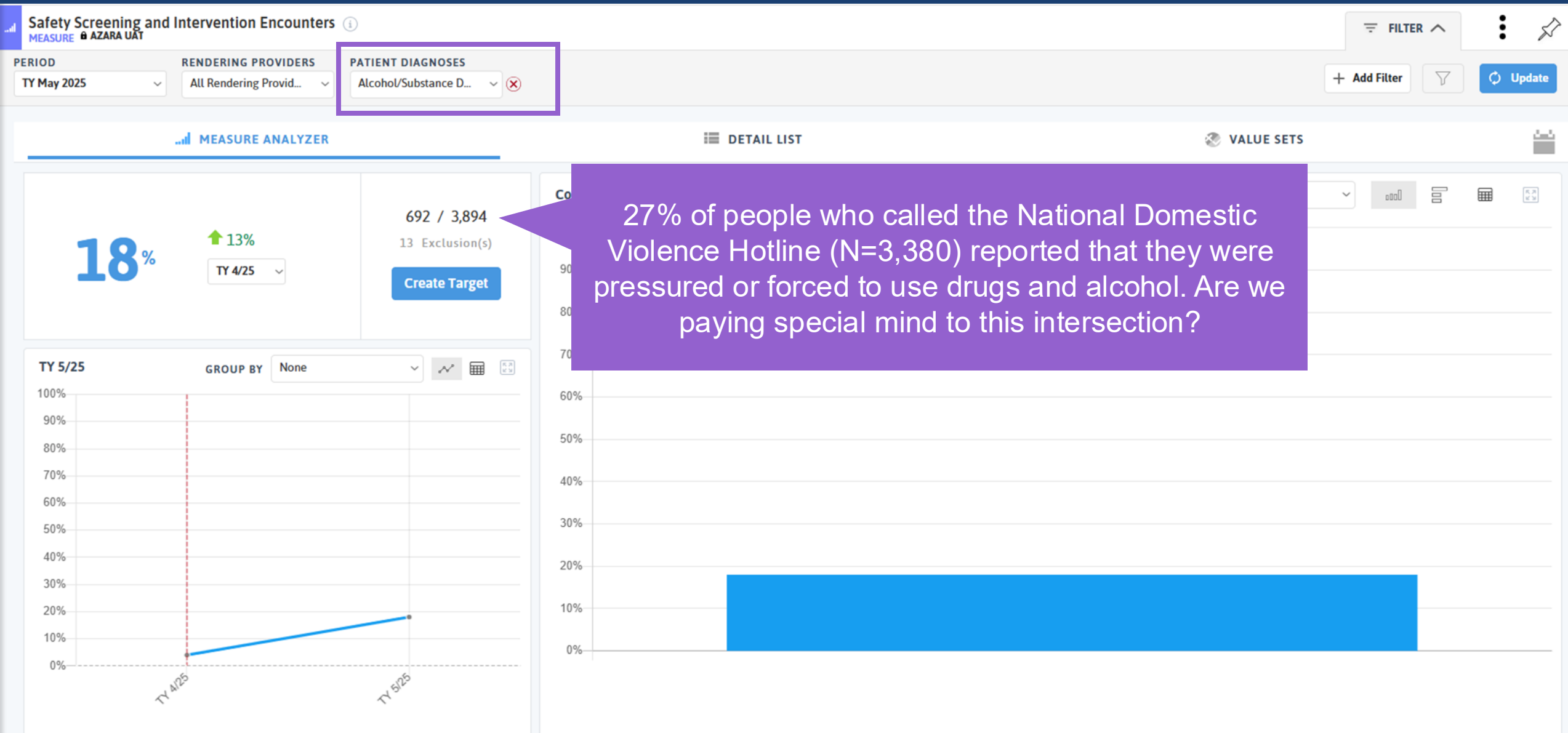
Are there specific patient populations you're prioritizing screening?



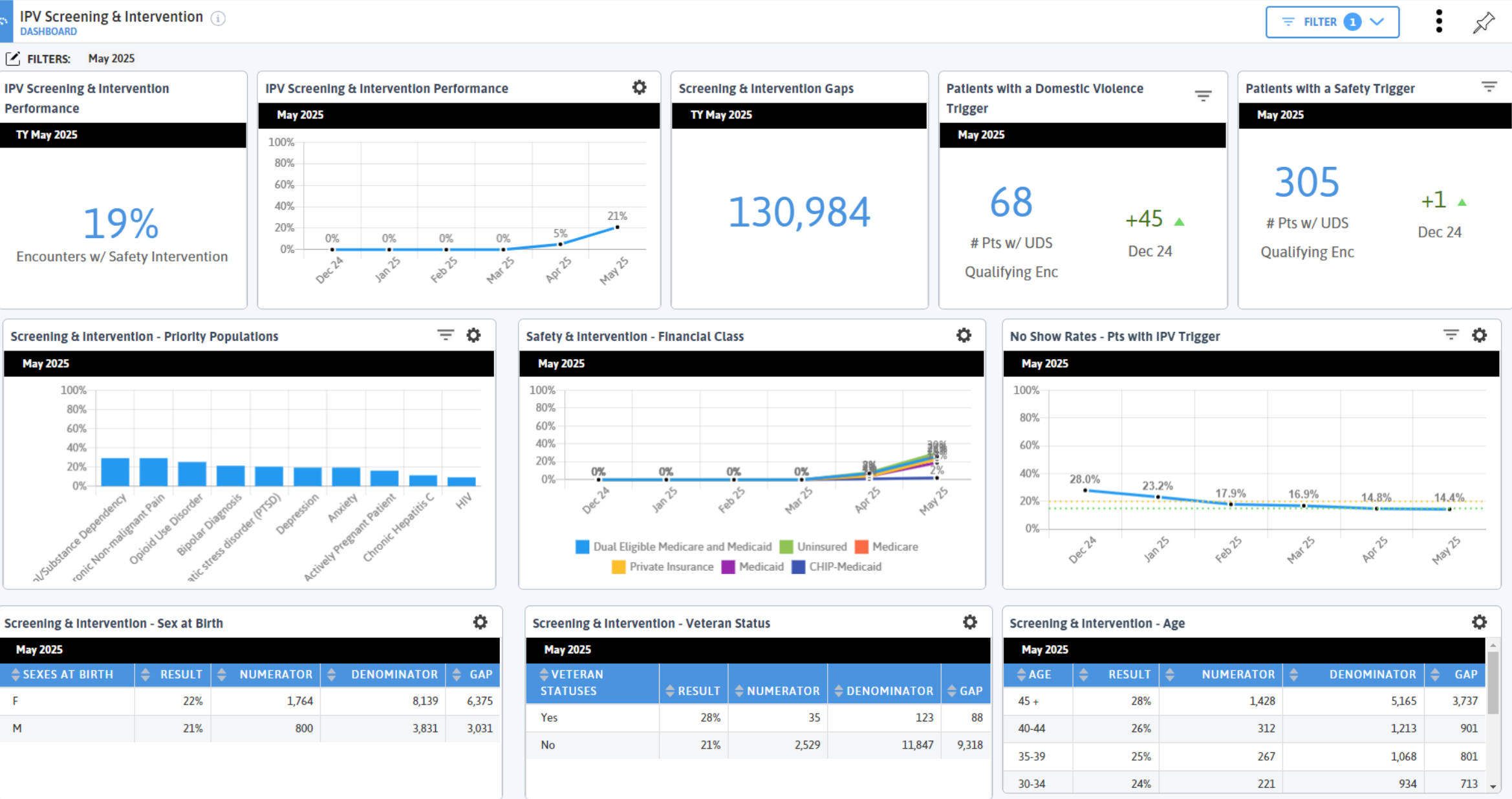
Leveraging the Measure | Priority Populations



Leveraging the Measure | Priority Populations



Dashboard



Tracking Effectiveness of IPV Interventions

Safety Screening and Intervention Encounters

MEASURE

PERIOD

TY May 2025

RENDERING PROVIDERS

All Rendering Provid...

MEASURE ANALYZER

DETAIL LIST

Search Patients ...

AllGapsNumExcl

DEMOGRAPHICS >		SAFETY SCREENING ENCOUNTER				SAFETY INTERVENTION ENCOUNTER		
NAME	MRN	EXCLUSION	DATE	TYPE	RESU...	DATE	TYPE	
Nowosadko, Isadora	1102032	N	10/7/2024	Screening	Positive	10/7/2024	Documentation	
Nowosadko, Isadora	1102032	N	3/2/2025	Screening	Positive	3/2/2025	Documentation	
Woudenberg, Kaley	1101993	N	9/27/2024	Screening	Positive	9/27/2024	Documentation	
Benckendorf, Darrin	1101972	N	9/18/2024	Screening	Positive	9/18/2024	Documentation	
Carrigg, Sandie	1101948	N	5/22/2025	Screening	Positive	5/22/2025	Documentation	
Rabeck, Thanh	1101942	N	11/1/2024	Screening	Positive	11/1/2024	Documentation	Domestic Violence Intervention
Kulick, Robby	1103472	N	12/22/2024	Screening	Positive	12/22/2024	Documentation	Safety Plan

Search...

☐ (Select All)
☐ Negative
☒ Positive

(Select All)
(Blanks)
Domestic Violence Intervention
Safety Intervention
Safety Plan

Create a cohort to track patients who have received IPV interventions

Identify patients who screened positive...

...and received a corresponding intervention

Tracking Effectiveness of IPV Interventions

Search

Access Community Health

AF

Safety Screening and Intervention MEASURE

PERIOD
TY May 2025

RENDERING
ALL

MEASURE

Search Patients ...

DEMOGRAPHICS >

NAME	MRN	ENCOUNTER	CODE
Nowosadko, Isadora	1102032	Screening	Safety Intervention
Nowosadko, Isadora	1102032	N	3/2/2025
Woudenberg, Kaley	1101993	N	9/27/2024
Benckendorf, Darrin	1101972	N	9/18/2024
Carrigg, Sandie	1101948	N	5/22/2025
Rabeck, Thanh	1101942	N	11/1/2024
Kulick, Robby	1103472	N	12/22/2024

1 to 7 of 363

Page 1 of 52

Create Cohort

Name

IPV Intervention - TY May 2025

Description

Patients had an encounter where they screened positive for IPV and received a corresponding intervention in TY May 2025

Cancel

Confirm

Evaluate Impact of Interventions on Health Outcomes

Behavioral Health Care Effectiveness Patients

REPORT

RENDERING PROVIDERS

All Rendering Provid...

COHORTS

IPV Intervention - TY ...

FILTER

+ Add Filter

Update

Overview - Population: Dyn - Depression/Anxiety

139

PATIENTS

DEPRESSION (PHQ)

Severe

33

Moderately Severe

28

Moderate

22

Mild

27

None

29

No Score

0

12.9

AVG PHQ SCORE

▲ 1.0 Last 12 mths.

36

PHQ PTS WITH A >= 5 PT DROP

0

GAD7 PTS WITH A >= 6 PT DROP

Are we seeing a decline in average PHQ-9 or GAD-7 for patients who have received an intervention?

None

0

No Score

139

Search Patients ...

NEXT APPT

All

No Appt

Upcoming Appt

SAVED COLUMNS

DEMOGRAPHICS >	FIRST PHQ IN LAST 12 MTHS		MOST RECENT PHQ LAST 12 MTHS		FIRST GAD7 IN LAST 12 MTHS		MOST RECENT GAD7 LAS	
NAME	MRN	RESULT	DATE					
Vincent, Lady	1100717	27	7/3/2024					
Vandre, Lesley	1100775	16	12/11/2024					
Courie, Quintin	1100798	13	9/10/2024		7	3/16/2025	▼ -6	
Cournage, Darrin	1100804	5	9/12/2024		14	2/2/2025	▲ 9	

Are there patients who are experiencing worse mental health outcomes despite interventions that may need elevated levels of support?

Are there other health outcomes you'd like to evaluate the impact of IPV interventions on?





Wrap Up

Overview + Q&A

Recap | Leveraging DRVS to Advance IPV Care

Today we reviewed functionality within DRVS to identify patients experiencing IPV, support their comprehensive care needs, improve screening rates, and achieve better health outcomes.



Manage

comprehensive care needs

- Registries



Track

impact of screening & interventions

- Measures
- Custom Dashboard
- Care Effectiveness Reports
- Cohorts
- Filters

**What questions do you have
that we haven't yet addressed?**



Thank You!

