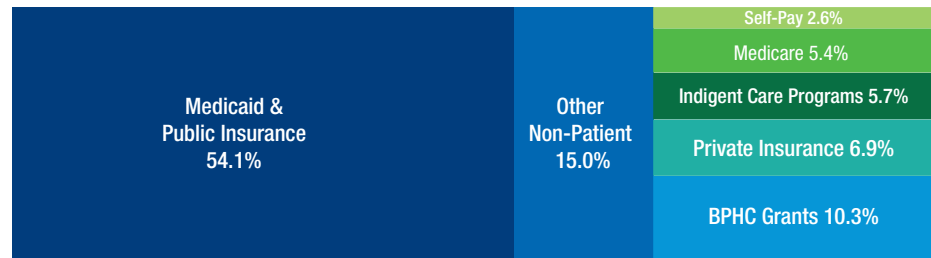


NEW YORK STATE'S FQHCs: VITAL STATISTICS

FQHC REVENUE SOURCES

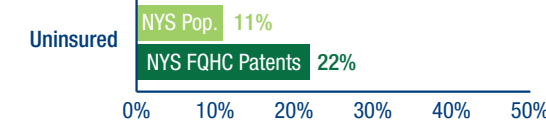
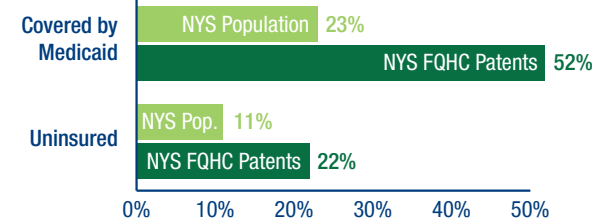
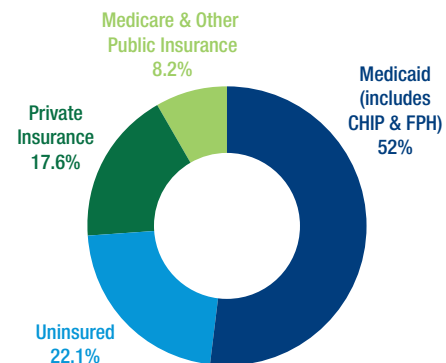
FQHCs draw over half their revenue from Medicaid reimbursements.



INSURANCE COVERAGE

A majority of FQHC patients are Medicaid beneficiaries or are uninsured.

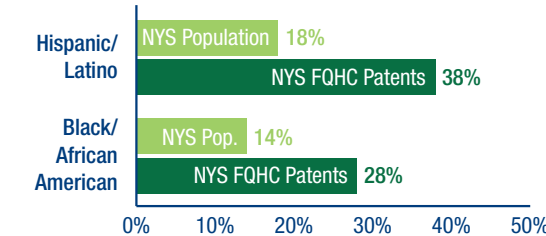
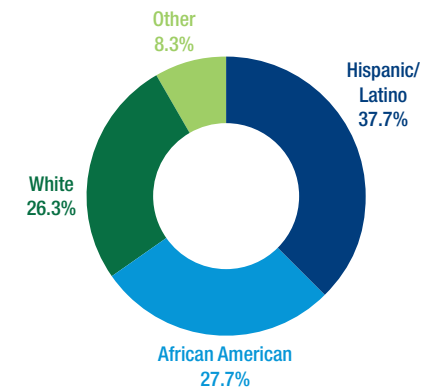
Compared to the rest of New York State, FQHC patients are twice as likely to receive Medicaid or be uninsured.



RACE/ETHNICITY

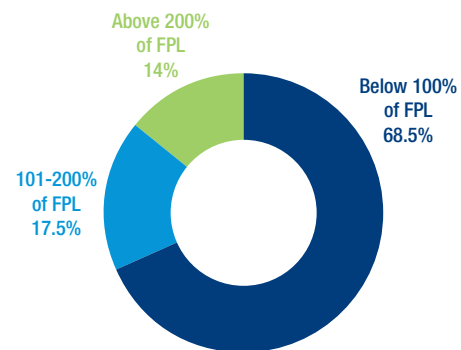
A majority of FQHC patients are African American or Hispanic.

Compared to other New Yorkers, FQHC patients are twice as likely to be African American or Hispanic.



POVERTY LEVEL

A majority of FQHC patients live below the Federal Poverty Level (FPL), and five out of six are "low-income" (below 200% of the FPL).



FQHC PATIENTS ARE AMONG NEW YORK STATE'S MOST VULNERABLE

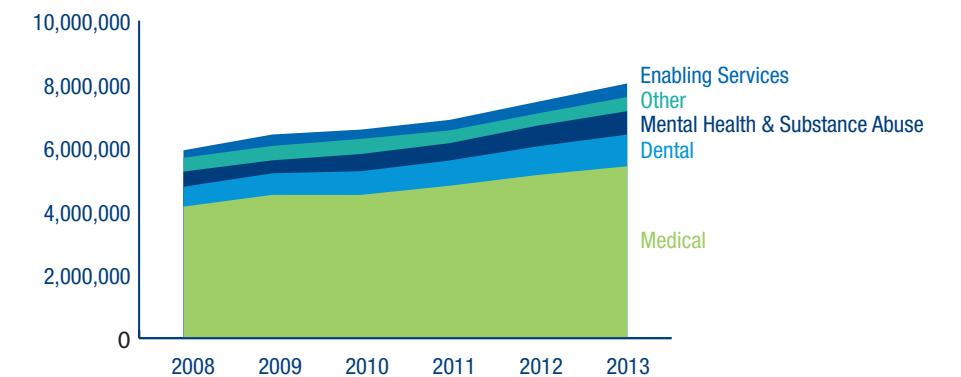
- 24% are best served in a language other than English
- 80,000 are homeless
- 55,300 are seen at school-based health centers, a 67% increase since 2008
- 20,500 are migrant or seasonal farmworkers
- 114,000 receive mental health services
- 7,300 receive substance abuse counseling or treatment

BETWEEN 2008 AND 2013:

CARE TRENDS

Total visits to NYS FQHCs rose by 36%.

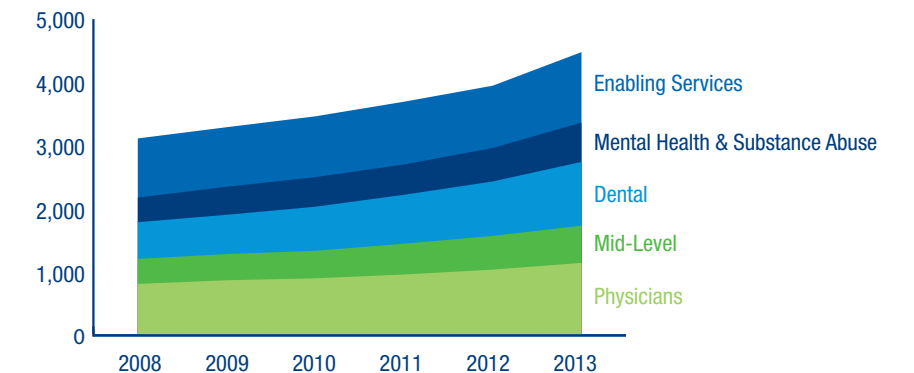
Dental and behavioral health visits increased by 59% and 54%, respectively, a reflection of FQHCs' new emphasis on comprehensive care.



STAFFING TRENDS

Full-time equivalent positions among all medical providers rose 50%.

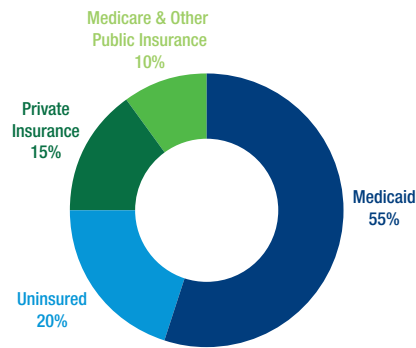
FQHC staffing by physicians increased 42%. Mental health and dental providers had the highest staffing percentage increases, rising 85% and 74%, respectively.



FQHC PATIENTS IN NEW YORK CITY

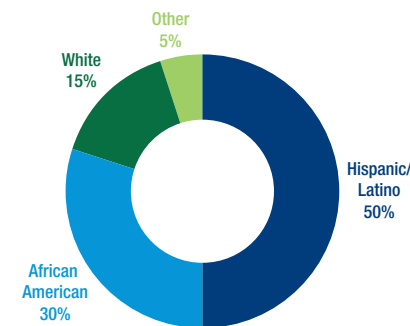
INSURANCE COVERAGE

A majority of FQHC patients in NYC are Medicaid beneficiaries or uninsured.



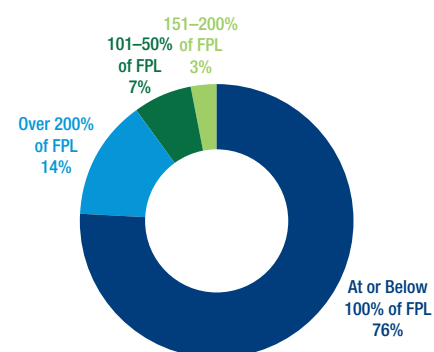
RACE/ETHNICITY

A majority of FQHC patients in NYC are Hispanic or Black.



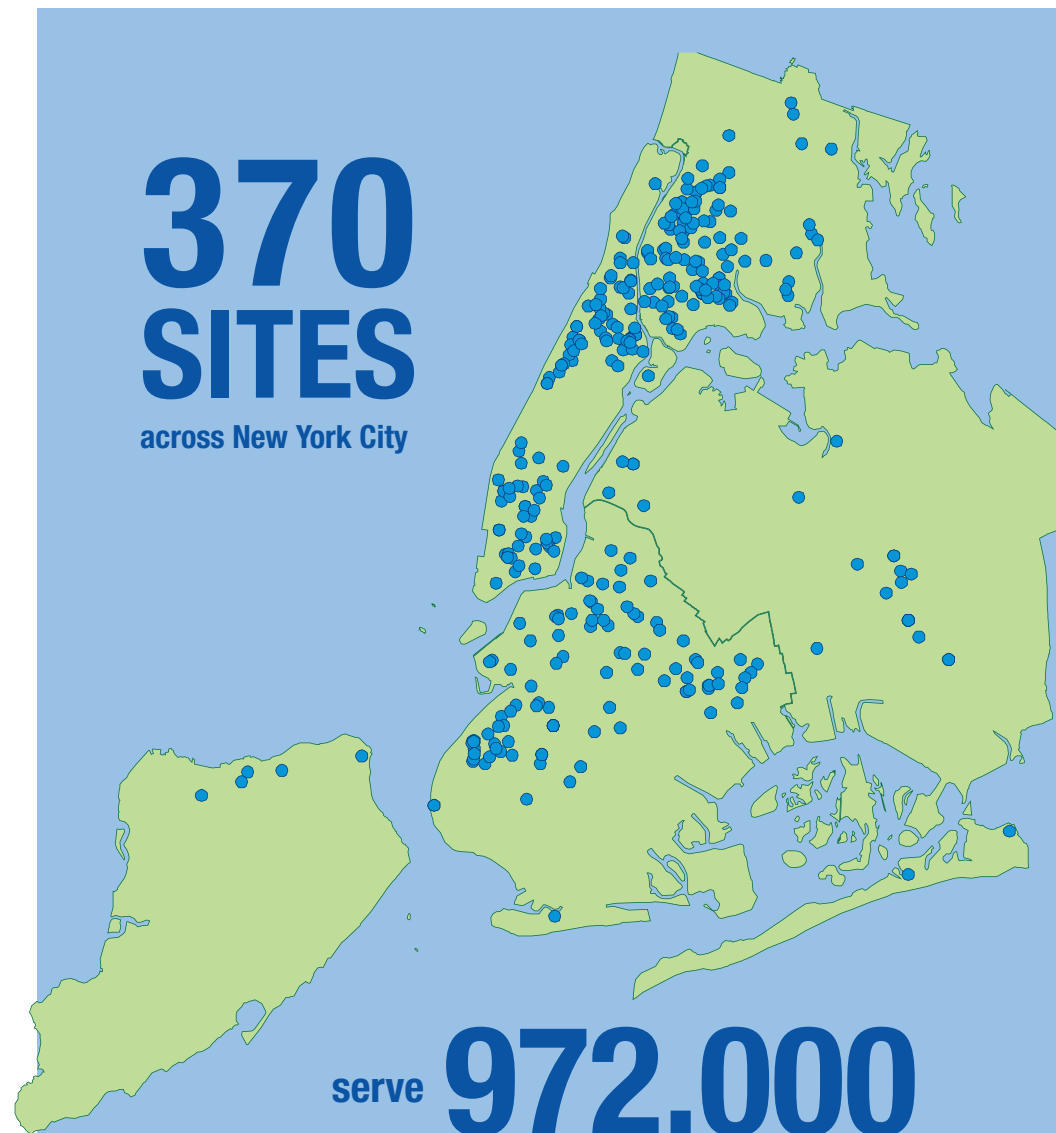
POVERTY LEVEL

An estimated 86% of FQHC patients in NYC live at or below 200% of the Federal Poverty Level (FPL).



370 SITES

across New York City



serve **972,000 PATIENTS**

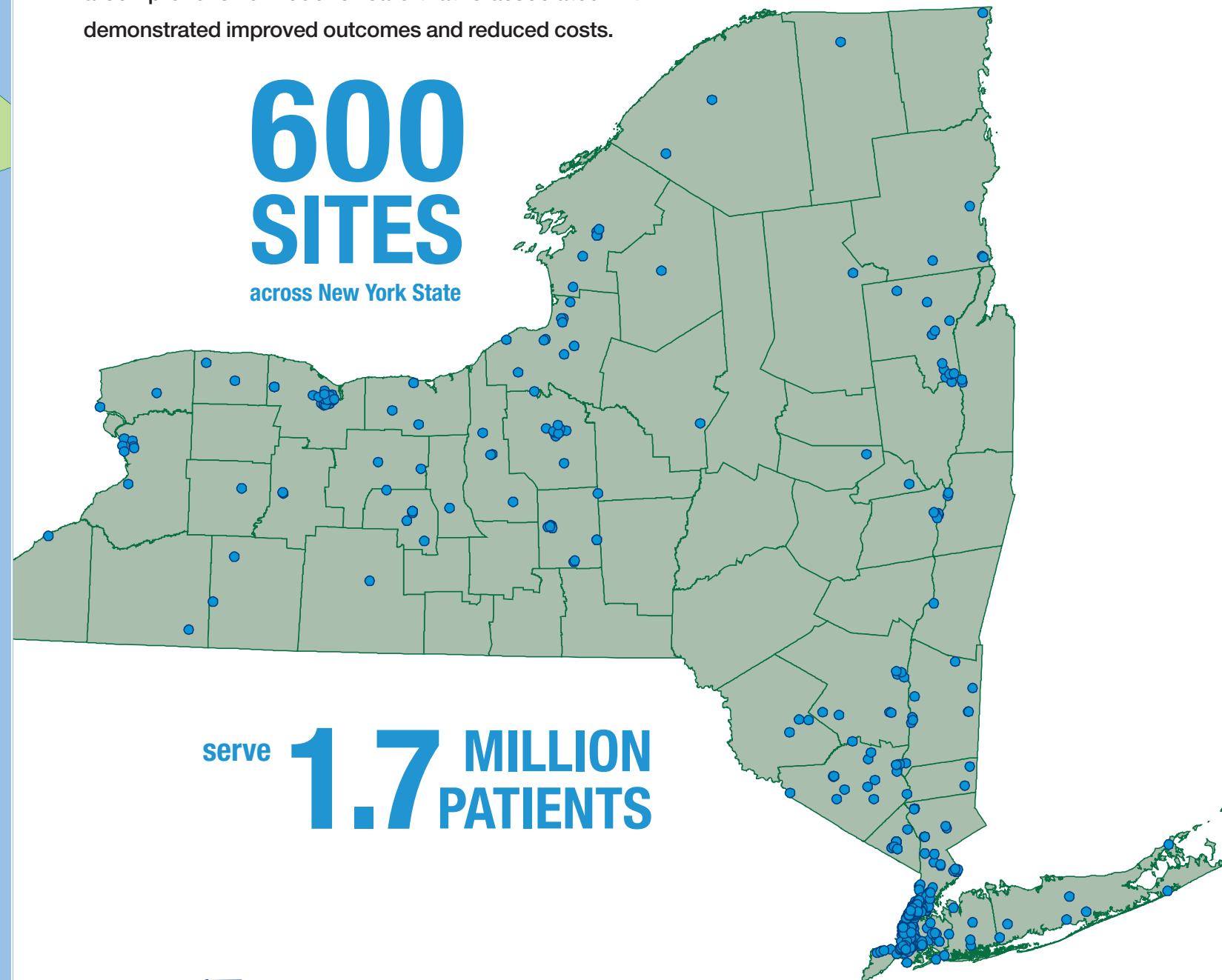
- 26% are best served in a language other than English
- 63,400 are homeless
- 38,000 are seen at school-based health centers
- 66,300 are seniors (aged 65 and above)
- 299,000 are children and teenagers (under age 18)
- 93,000 receive mental health services

Federally Qualified Health Centers: Value for Today and Tomorrow

In 2015, Federally Qualified Health Centers (FQHC) celebrate **50** years of success in expanding access to high quality, affordable patient-centered primary and preventive health services to anyone seeking care, regardless of insurance status or ability to pay. Located in medically underserved areas, FQHCs offer a comprehensive model of care that is associated with demonstrated improved outcomes and reduced costs.

600 SITES

across New York State



serve **1.7 MILLION PATIENTS**



CHC NYS DEFINING NEW DIRECTIONS
Community Health Care Association of New York State
www.chcanys.org

