













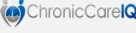





Remote Patient Monitoring Partner Features

GENERAL CAPABILITY FEATURES						
Chronic Care management	✓		✓	✓		✓
Ability for patient to manually input information			✓	✓	✓	✓
Patient-facing app		✓	✓		✓	✓
If monitoring devices are needed, will the Marketplace partner supply them to the patient and/or provider?		✓				✓
Auto-alerts to providers (when abnormal results detected)		✓	✓	✓	✓	✓
Automated CPT code generation and/or billing		✓	✓	✓	✓	✓
Predictive analytics		✓			✓	✓
Auto-integration of data into EHR		✓	✓	✓	✓	✓
SUPPORT, DEVICE REQUIREMENTS & IMPLEMENTATION						
ATHENAHEALTH PRODUCT REQUIREMENTS						
athenaCollector			✓	✓	✓	✓
athenaClinicals		✓	✓	✓	✓	✓
athenaCommunicator						✓
PATIENT DEVICE REQUIREMENTS						
Monitoring devices needed?		✓		✓		
Patient needs internet			✓	✓		✓
Patient needs phone			✓			
Patient needs smartphone						
SUPPORT						
Patient device support		✓				✓
Provider/Practice device support		✓	✓			✓
On-demand customer service		✓	✓	✓	✓	✓
Onboarding		✓	✓	✓	✓	
TARGET CUSTOMERS						
Small Practices (0-6 physicians)		✓	✓	✓	✓	✓
Mid and large sized practices (7-200 physicians)		✓	✓	✓	✓	✓
ER/Urgent Care				✓	✓	✓
Health Systems		✓	✓	✓	✓	✓
Hospitals			✓	✓	✓	✓
Specific Specialties		✓	✓		✓	✓